

Signify Classified - Internal
Cooper Lighting Solutions Photometric Lab
1121 Highway 74 South
Peachtree City, GA 30269



Scaled data based on original data using
LM-79-08 Approved Method: Electrical and Photometric Measurements of Solid-
State Lighting Products

Test Report Prepared for
Cooper Lighting Solutions
(formerly Eaton)

Brand: INVUE

Report Number: P868978

Luminaire Tested: **EMM2-HSN-SA1B-727-U-T3-HSS**

Issue Date: 08/22/2024



Test Information

Test Method: LM-79-08
Report Number: P868978
Test Lab: INNOVATION CENTER(G3)
Issue Date: 08/22/2024
Manufacturer: COOPER LIGHTING SOLUTIONS (FORMERLY EATON)
Product Line: INVUE
Catalog Number: EMM2-HSN-SA1B-727-U-T3-HSS
Description: EPIC MODERN SHORT HOUSING DISCRETE LED ARRAYS 60W 70CRI 2700K
FIXTURE w/ TYPE III DISTRIBUTION OPTIC AND HOUSE SIDE SHIELD
Light Source: (10) 2700K CCT, 70 CRI LEDS
Ballast/Driver: ELECTRONIC DRIVER

Summary

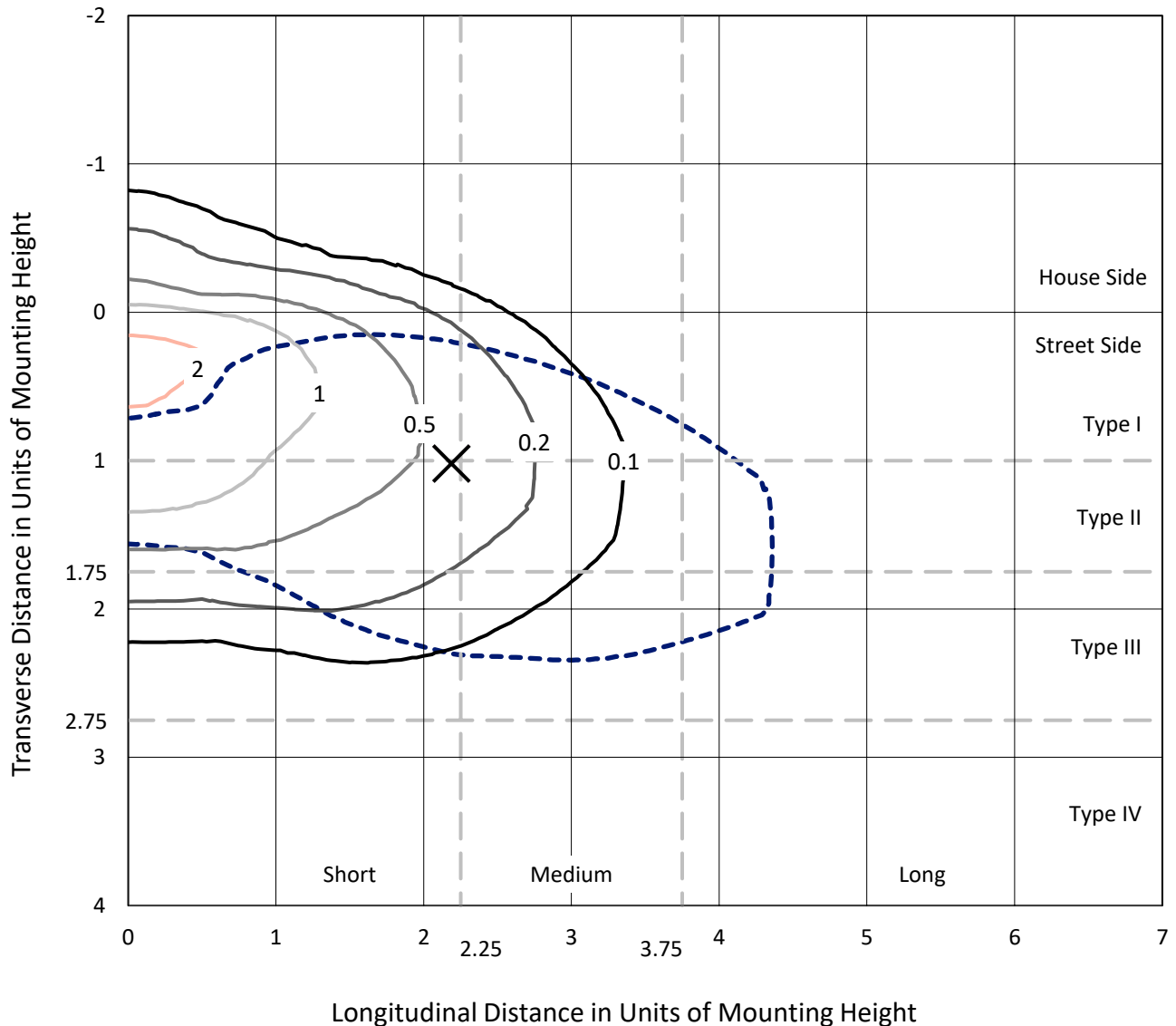
Lumens per Lamp: N/A
Luminaire Lumens: 4033.8 lumens
Efficiency: N/A
Efficacy: 91.7 lumens/watt
Luminous Opening: Rectangular (W 0.33' x L: 0.33' x H: 0')
IES Classification: Type III - Short
BUG Rating: B0 - U0 - G1

Input Watts (W): 44
Input Voltage (V): 120
Input Current (A_{in}): NR
Voltage Rise (V): NR
Power Factor: 0.99
Total Harmonic Distortion (THDi): 6.91%
Frequency (hertz): 60
Stabilization Time: NR
Operation Time: NR
Ambient Temperature (°C): NR
Test Distance: 24 FT

REPORT NUMBER: P868978
 CATALOG NUMBER: EMM2-HSN-SA1B-727-U-T3-HSS

Iso-Footcandle Lines of Horizontal Illumination

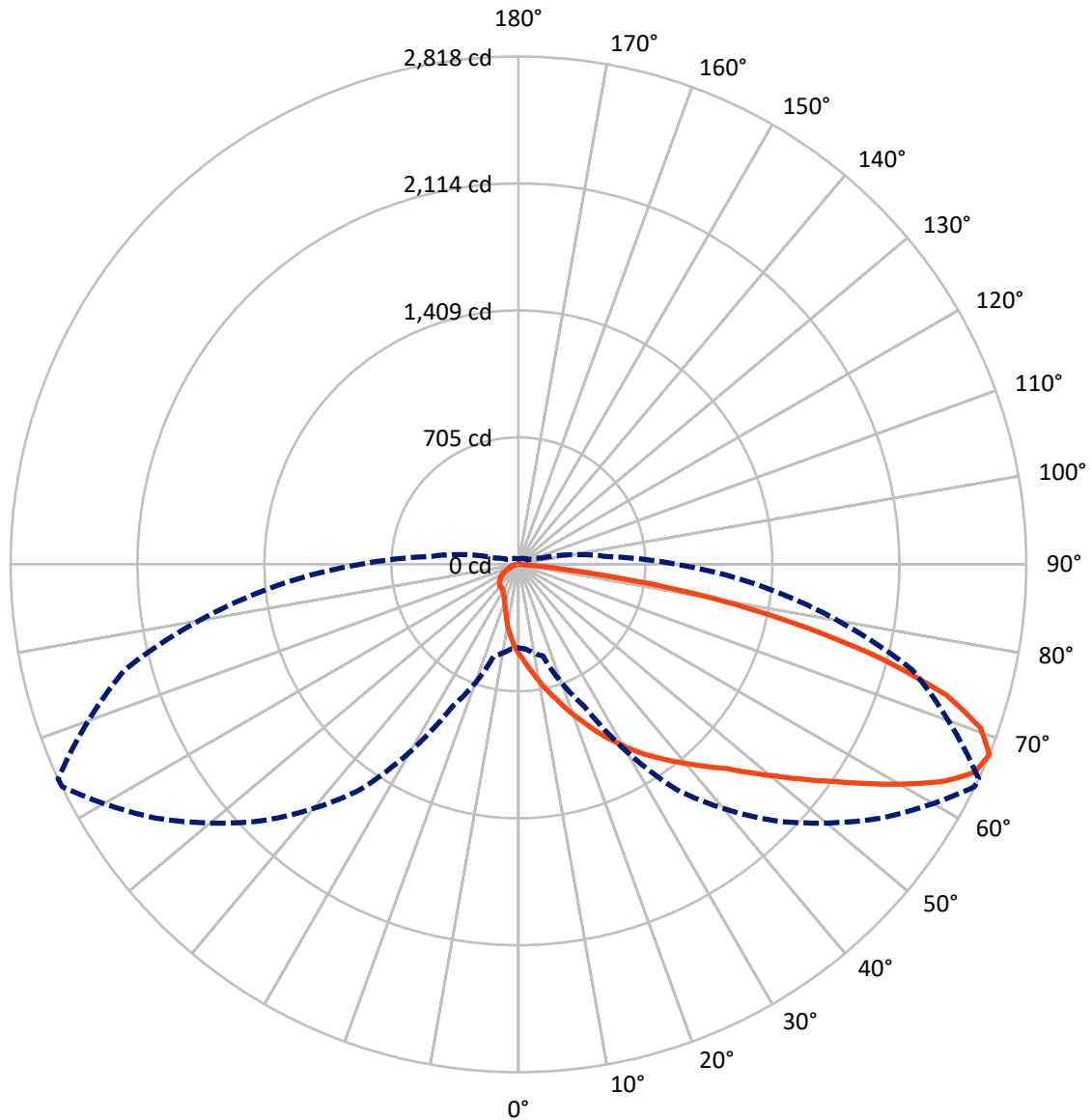
✕ Max cd
 - - - 1/2 Max cd



Based on 20 foot mounting height. Maximum calculated value = 2.3 fc
 Type III - Short - N/A

REPORT NUMBER: P868978
CATALOG NUMBER: EMM2-HSN-SA1B-727-U-T3-HSS

Luminous Intensity Polar Plot



— Vertical Plane Through 65-Deg Lateral - - - Horizontal Cone Through 67.5-Deg Vertical

REPORT NUMBER: P868978
 CATALOG NUMBER: EMM2-HSN-SA1B-727-U-T3-HSS

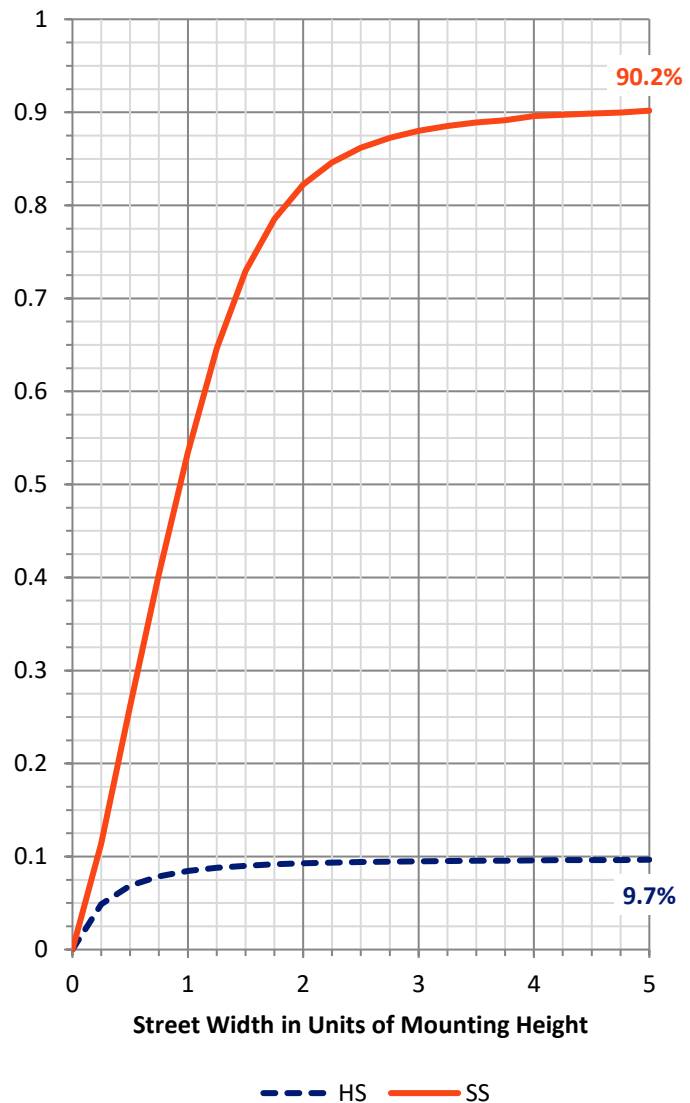
FLUX DISTRIBUTION:

		Downward	Upward	Total
House Side	Lumens	392.6	0.0	392.6
	% Fixture	9.7	0.0	9.7
Street Side	Lumens	3641.2	0.0	3641.2
	% Fixture	90.3	0.0	90.3
Total	Lumens	4033.8	0.0	4033.8
	% Fixture	100.0	0.0	100.0

Coefficient of Utilization

ZONAL LUMENS:

Zone	Lumens	% Fixture
0°-10°	48.8	1.2
10°-20°	161.9	4.0
20°-30°	294.6	7.3
30°-40°	455.9	11.3
40°-50°	689.2	17.1
50°-60°	896.6	22.2
60°-70°	884.5	21.9
70°-80°	538.4	13.3
80°-90°	64.0	1.6
90°-100°	0.0	0.0
100°-110°	0.0	0.0
110°-120°	0.0	0.0
120°-130°	0.0	0.0
130°-140°	0.0	0.0
140°-150°	0.0	0.0
150°-160°	0.0	0.0
160°-170°	0.0	0.0
170°-180°	0.0	0.0
0°-90°	4033.8	100.0
0°-180°	4033.8	100.0



REPORT NUMBER: P868978

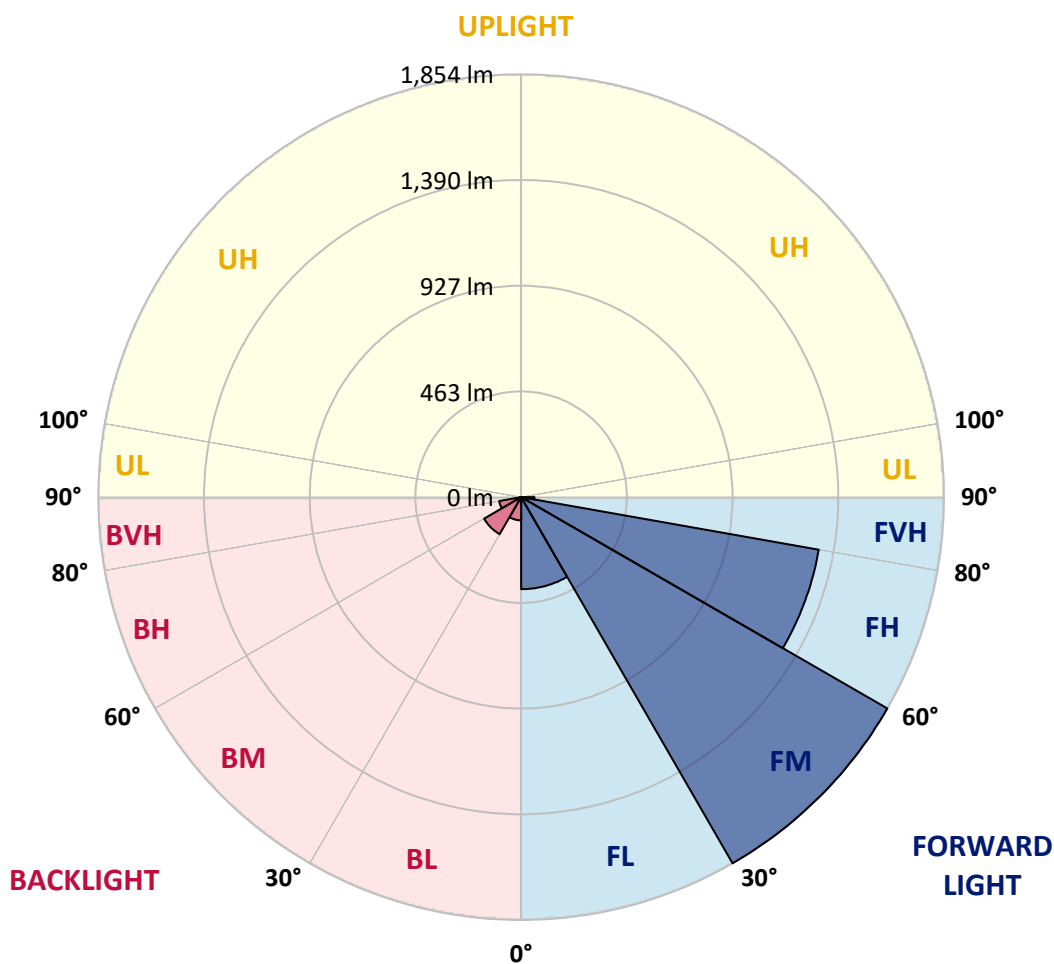
CATALOG NUMBER: EMM2-HSN-SA1B-727-U-T3-HSS

LUMINAIRE CLASSIFICATION SYSTEM LUMEN TABLE AND BUG RATING:

Zone	Lumens	% Fixture	Zone Rating/Lumen Limit		
			B	U	G
FL (0°-30°)	403.6	10.0			
FM (30°-60°)	1853.9	46.0			
FH (60°-80°)	1325.1	32.9			G1/1800
FVH (80°-90°)	58.5	1.5			G1/100
BL (0°-30°)	101.6	2.5	B0/110		
BM (30°-60°)	187.8	4.7	B0/220		
BH (60°-80°)	97.8	2.4	B0/110		G0/110
BVH (80°-90°)	5.5	0.1			G0/10
UL (90°-100°)	0.0	0.0		U0/0	
UH (100°-180°)	0.0	0.0		U0/0	

BUG Rating: B0-U0-G1

Type III Short





REPORT NUMBER: P868978

CATALOG NUMBER: EMM2-HSN-SA1B-727-U-T3-HSS

CANDELA DISTRIBUTION (FULL):

	0°	5°	15°	25°	35°	45°	55°	64°	65°	75°	85°
0°	498.4	498.4	498.4	498.4	498.4	498.4	498.4	498.4	498.4	498.4	498.4
2.5°	582.5	577.9	581.3	573.3	564.1	557.1	543.3	531.8	530.7	519.2	506.5
5°	694.1	679.2	680.3	664.2	644.6	623.9	602.0	573.3	573.3	545.6	516.9
7.5°	794.3	792.0	781.6	756.3	733.3	701.0	660.7	623.9	615.9	573.3	528.4
10°	891.0	887.5	878.3	858.7	819.6	783.9	733.3	678.0	667.7	606.6	542.2
12.5°	968.1	969.3	958.9	942.8	908.2	865.6	798.9	729.8	720.6	638.9	556.0
15°	1036.0	1034.9	1032.6	1018.7	985.4	946.2	868.0	787.4	772.4	673.4	569.8
17.5°	1087.8	1085.5	1080.9	1069.4	1053.3	1015.3	940.5	848.4	835.7	713.7	585.9
20°	1102.8	1101.6	1101.6	1109.7	1102.8	1079.8	1013.0	911.7	897.9	756.3	607.8
22.5°	1130.4	1129.3	1128.1	1136.2	1140.8	1138.5	1080.9	976.2	963.5	805.8	635.4
25°	1166.1	1163.8	1160.3	1168.4	1174.2	1188.0	1148.8	1052.1	1037.2	863.3	663.0
27.5°	1213.3	1215.6	1211.0	1209.8	1209.8	1217.9	1208.7	1120.0	1106.2	918.6	695.3
30°	1275.5	1278.9	1270.8	1265.1	1254.7	1253.6	1255.9	1196.0	1176.5	978.5	728.7
32.5°	1336.5	1339.9	1335.3	1327.3	1300.8	1290.4	1299.6	1260.5	1247.8	1044.1	771.3
35°	1386.0	1394.0	1394.0	1377.9	1341.1	1335.3	1350.3	1323.8	1314.6	1121.2	821.9
37.5°	1452.7	1457.3	1452.7	1422.8	1376.7	1383.7	1406.7	1390.6	1384.8	1204.1	881.8
40°	1595.5	1601.2	1571.3	1499.9	1426.2	1434.3	1474.6	1465.4	1456.2	1285.8	937.0
42.5°	1794.6	1780.8	1775.0	1616.2	1502.2	1497.6	1548.3	1535.6	1534.5	1368.7	987.7
45°	1925.8	1930.4	1901.7	1750.9	1662.2	1575.9	1630.0	1625.4	1616.2	1452.7	1048.7
47.5°	2016.8	2006.4	1935.0	1862.5	1879.8	1678.3	1720.9	1732.4	1726.7	1548.3	1123.5
50°	2054.8	2044.4	1997.2	1948.9	1969.6	1795.8	1814.2	1852.2	1846.4	1645.0	1186.8
52.5°	2007.6	1994.9	1998.4	2011.0	2000.7	1887.9	1929.3	1989.1	1982.2	1757.8	1260.5
55°	1707.1	1740.5	1869.4	1998.4	1994.9	1958.1	2052.5	2139.9	2126.1	1875.2	1323.8
57.5°	1376.7	1395.2	1558.6	1907.4	1976.5	2016.8	2192.9	2301.1	2296.5	1992.6	1381.4
60°	1094.7	1114.3	1238.6	1718.6	1933.9	2077.8	2336.8	2479.5	2474.9	2111.2	1422.8
62.5°	870.3	870.3	980.8	1447.0	1852.2	2113.5	2450.8	2659.1	2651.0	2206.7	1433.2
65°	626.2	634.3	717.2	1163.8	1719.8	2104.3	2506.0	2786.9	2782.3	2260.8	1411.3
67.5°	462.8	472.0	527.2	872.6	1524.1	2012.2	2455.4	2815.7	2818.0	2262.0	1339.9
70°	361.5	363.8	405.2	606.6	1249.0	1807.3	2265.4	2720.1	2720.1	2205.6	1234.0
72.5°	275.1	277.4	313.1	413.3	919.8	1494.2	1981.1	2466.9	2484.1	2055.9	1077.5
75°	213.0	217.6	241.7	297.0	576.7	1062.5	1627.7	2020.2	2067.4	1765.8	887.5
77.5°	164.6	169.2	188.8	217.6	336.1	655.0	1144.2	1510.3	1552.9	1390.6	684.9
80°	132.4	134.7	147.3	163.5	203.7	337.3	698.7	992.3	1004.9	945.1	453.5
82.5°	61.0	65.6	79.4	89.8	101.3	156.6	298.1	367.2	383.3	375.3	186.5
85°	6.9	6.9	8.1	9.2	10.4	16.1	20.7	18.4	18.4	21.9	19.6
87.5°	0.0	0.0	0.0	1.2	2.3	2.3	3.5	3.5	3.5	3.5	3.5
90°	0.0	0.0	0.0	0.0	0.0	0.0	0.0	0.0	0.0	0.0	0.0



REPORT NUMBER: P868978

CATALOG NUMBER: EMM2-HSN-SA1B-727-U-T3-HSS

CANDELA DISTRIBUTION (continued):

	90°	95°	105°	115°	125°	135°	145°	155°	165°	175°	180°
0°	498.4	498.4	498.4	498.4	498.4	498.4	498.4	498.4	498.4	498.4	498.4
2.5°	499.6	491.5	476.6	463.9	452.4	440.9	435.1	421.3	417.9	420.2	412.1
5°	501.9	485.8	454.7	425.9	401.7	378.7	359.2	338.4	333.8	326.9	323.5
7.5°	505.3	481.2	432.8	387.9	351.1	317.7	293.5	277.4	264.8	261.3	260.2
10°	509.9	475.4	408.7	352.2	301.6	267.1	245.2	233.7	229.1	225.6	226.8
12.5°	513.4	469.7	385.6	312.0	262.5	231.4	221.0	211.8	209.5	208.4	208.4
15°	518.0	463.9	358.0	276.3	229.1	210.7	200.3	196.8	196.8	195.7	195.7
17.5°	523.8	459.3	335.0	248.6	209.5	192.2	187.6	183.0	183.0	183.0	181.9
20°	535.3	457.0	314.3	225.6	192.2	180.7	173.8	170.4	169.2	168.1	168.1
22.5°	546.8	457.0	291.2	208.4	180.7	168.1	161.2	157.7	156.6	156.6	156.6
25°	562.9	455.8	272.8	193.4	170.4	155.4	148.5	145.0	142.7	142.7	141.6
27.5°	581.3	455.8	256.7	181.9	158.9	143.9	135.8	132.4	128.9	128.9	127.8
30°	599.7	458.1	242.9	172.7	147.3	133.5	123.2	118.6	116.3	115.1	115.1
32.5°	623.9	465.1	233.7	165.8	137.0	123.2	112.8	108.2	105.9	104.8	104.8
35°	660.7	482.3	234.8	162.3	130.1	114.0	103.6	97.8	96.7	96.7	95.5
37.5°	699.9	498.4	238.3	160.0	123.2	107.1	96.7	90.9	89.8	89.8	89.8
40°	733.3	512.3	242.9	158.9	117.4	100.1	90.9	86.3	84.0	84.0	84.0
42.5°	766.7	520.3	244.0	155.4	114.0	94.4	86.3	81.7	79.4	80.6	80.6
45°	800.0	526.1	240.6	150.8	110.5	89.8	81.7	77.1	74.8	74.8	74.8
47.5°	840.3	538.7	234.8	143.9	108.2	86.3	77.1	72.5	71.4	71.4	71.4
50°	880.6	549.1	230.2	135.8	102.5	81.7	73.7	67.9	66.8	66.8	66.8
52.5°	914.0	553.7	224.5	125.5	96.7	77.1	69.1	63.3	61.0	61.0	61.0
55°	939.3	554.8	216.4	117.4	88.6	72.5	64.5	58.7	56.4	55.3	55.3
57.5°	960.0	553.7	208.4	109.4	81.7	66.8	58.7	54.1	50.6	49.5	49.5
60°	971.6	550.2	196.8	99.0	72.5	61.0	54.1	48.3	46.0	44.9	44.9
62.5°	964.6	541.0	180.7	82.9	65.6	55.3	49.5	44.9	41.4	40.3	40.3
65°	932.4	522.6	160.0	67.9	58.7	49.5	44.9	40.3	35.7	34.5	34.5
67.5°	876.0	491.5	132.4	57.6	54.1	44.9	40.3	35.7	32.2	29.9	29.9
70°	797.7	450.1	103.6	49.5	48.3	41.4	36.8	32.2	28.8	26.5	26.5
72.5°	686.1	382.2	77.1	42.6	42.6	38.0	33.4	29.9	26.5	24.2	24.2
75°	554.8	288.9	58.7	39.1	38.0	34.5	29.9	26.5	24.2	21.9	21.9
77.5°	405.2	192.2	48.3	35.7	35.7	31.1	27.6	24.2	21.9	20.7	20.7
80°	246.3	110.5	34.5	27.6	27.6	26.5	23.0	20.7	19.6	17.3	16.1
82.5°	100.1	42.6	18.4	13.8	13.8	12.7	8.1	6.9	6.9	6.9	5.8
85°	10.4	6.9	4.6	3.5	3.5	3.5	2.3	2.3	2.3	2.3	2.3
87.5°	3.5	3.5	2.3	2.3	2.3	2.3	1.2	1.2	1.2	1.2	1.2
90°	0.0	0.0	0.0	0.0	0.0	0.0	0.0	0.0	0.0	0.0	0.0

LM-79-2019: Approved Method: Electrical and Photometric Measurements of Solid-
State Lighting Products

Report Prepared for

Cooper Lighting Solutions

Streetworks

Report Number: SP1-2407-157-3

Test Date: 08/07/2024

Luminaire Tested: MEM2-HTN-SA-40-727-U-5WQ-2

Data in this report applies to families of products including MEM2-HTN-SA-40-727-U-5WQ-2

Test Information

Test Method: LM-79-2019
 Report Number: SP1-2407-157-3
 Test Lab: COOPER LIGHTING SOLUTIONS
 Photometer: SP1 - 76IN SPHERE
 Measurement Geometry: 4π
 Issue Date: 08/20/2024
 Manufacturer: COOPER LIGHTING SOLUTIONS
 Product Line: Streetworks
 Catalog Number: **MEM2-HTN-SA-40-727-U-5WQ-2**
 Description: Epic Modern Light Square 40W 5WQ Optic and Flare Trim

Spectral Parameters

CCT (K): 2747
 CIE u': 0.2606
 CIE v': 0.5257
 Duv: -0.0005
 CIE x: 0.4552
 CIE y: 0.4082
 CIE z: 0.1366
 Peak Wavelength (nm): 597
 Dominant Wavelength (nm): 584
 Purity: 59.16856
 R_f: 75.5
 R_g: 93.6

CRI (Ra):	71.7		
R1:	68.1	R9:	-35.3
R2:	83.9	R10:	64.2
R3:	94.7	R11:	61.7
R4:	66.3	R12:	53.9
R5:	67.4	R13:	71.2
R6:	78.7	R14:	97.6
R7:	75.0	R15:	59.3
R8:	39.4		



Test Conditions

Stabilization Time: 22M
 Operation Time: 1H 22M
 Sphere Temperature (°C): 24.2

REPORT NUMBER: SP1-2407-157-3

Measurement and Test Equipment			
Instrument	Identification Number	Calibration Date	Calibration Due Date
Photometer	IN0058	6/18/2024	12/18/2024
Power Meter	INXT2011004	2/8/2024	2/8/2025
AC Power Source	IN0063	10/24/2023	10/24/2024
DC Power Source	IN0208	10/24/2023	10/24/2024
Sphere Thermometer	IN0085	10/24/2023	10/24/2024
Room Thermometer	IN0046	10/24/2023	10/24/2024

REPORT NUMBER: SP1-2407-157-3

CIE 1931 Chromaticity Diagram



CIE 1931 Chromaticity Diagram with 2017 ANSI 7-Step and 4-Step Quadrangles



Point lies inside the ANSI 2700K 4-step quadrangle

REPORT NUMBER: SP1-2407-157-3

Photopic Flux vs. Wavelength



Photopic Lumens: NR

λ (nm)	Power W [^] /nm	Lumens (ϕ /nm)	λ (nm)	Power W [^] /nm	Lumens (ϕ /nm)	λ (nm)	Power W [^] /nm	Lumens (ϕ /nm)	λ (nm)	Power W [^] /nm	Lumens (ϕ /nm)	λ (nm)	Power W [^] /nm	Lumens (ϕ /nm)
360	0	NR	490	103	NR	620	846	NR	750	20	NR	880	0	NR
365	0	NR	495	130	NR	625	784	NR	755	17	NR	885	1	NR
370	0	NR	500	171	NR	630	720	NR	760	15	NR	890	0	NR
375	0	NR	505	221	NR	635	652	NR	765	13	NR	895	0	NR
380	0	NR	510	268	NR	640	587	NR	770	11	NR	900	0	NR
385	0	NR	515	313	NR	645	521	NR	775	9	NR	905	0	NR
390	0	NR	520	350	NR	650	461	NR	780	8	NR	910	0	NR
395	0	NR	525	381	NR	655	406	NR	785	7	NR	915	0	NR
400	0	NR	530	407	NR	660	353	NR	790	6	NR	920	0	NR
405	2	NR	535	435	NR	665	307	NR	795	5	NR	925	0	NR
410	4	NR	540	462	NR	670	264	NR	800	4	NR	930	0	NR
415	9	NR	545	496	NR	675	227	NR	805	4	NR	935	0	NR
420	20	NR	550	534	NR	680	196	NR	810	3	NR	940	0	NR
425	38	NR	555	582	NR	685	167	NR	815	3	NR	945	0	NR
430	69	NR	560	638	NR	690	144	NR	820	2	NR	950	0	NR
435	120	NR	565	700	NR	695	122	NR	825	2	NR	955	0	NR
440	193	NR	570	767	NR	700	103	NR	830	2	NR	960	0	NR
445	316	NR	575	836	NR	705	88	NR	835	2	NR	965	0	NR
450	469	NR	580	898	NR	710	74	NR	840	1	NR	970	0	NR
455	431	NR	585	947	NR	715	63	NR	845	1	NR	975	0	NR
460	264	NR	590	982	NR	720	54	NR	850	1	NR	980	0	NR
465	197	NR	595	997	NR	725	46	NR	855	1	NR	985	0	NR
470	155	NR	600	997	NR	730	39	NR	860	1	NR	990	0	NR
475	108	NR	605	978	NR	735	33	NR	865	1	NR	995	0	NR
480	90	NR	610	947	NR	740	28	NR	870	1	NR	1000	0	NR
485	92	NR	615	900	NR	745	24	NR	875	1	NR			

REPORT NUMBER: SP1-2407-157-3

Scotopic Flux vs. Wavelength



Scotopic Lumens: NR

S/P: 1.13

λ (nm)	Power W [^] /nm	Lumens (φ/nm)	λ (nm)	Power W [^] /nm	Lumens (φ/nm)	λ (nm)	Power W [^] /nm	Lumens (φ/nm)	λ (nm)	Power W [^] /nm	Lumens (φ/nm)	λ (nm)	Power W [^] /nm	Lumens (φ/nm)
360	0	NR	490	103	NR	620	846	NR	750	20	NR	880	0	NR
365	0	NR	495	130	NR	625	784	NR	755	17	NR	885	1	NR
370	0	NR	500	171	NR	630	720	NR	760	15	NR	890	0	NR
375	0	NR	505	221	NR	635	652	NR	765	13	NR	895	0	NR
380	0	NR	510	268	NR	640	587	NR	770	11	NR	900	0	NR
385	0	NR	515	313	NR	645	521	NR	775	9	NR	905	0	NR
390	0	NR	520	350	NR	650	461	NR	780	8	NR	910	0	NR
395	0	NR	525	381	NR	655	406	NR	785	7	NR	915	0	NR
400	0	NR	530	407	NR	660	353	NR	790	6	NR	920	0	NR
405	2	NR	535	435	NR	665	307	NR	795	5	NR	925	0	NR
410	4	NR	540	462	NR	670	264	NR	800	4	NR	930	0	NR
415	9	NR	545	496	NR	675	227	NR	805	4	NR	935	0	NR
420	20	NR	550	534	NR	680	196	NR	810	3	NR	940	0	NR
425	38	NR	555	582	NR	685	167	NR	815	3	NR	945	0	NR
430	69	NR	560	638	NR	690	144	NR	820	2	NR	950	0	NR
435	120	NR	565	700	NR	695	122	NR	825	2	NR	955	0	NR
440	193	NR	570	767	NR	700	103	NR	830	2	NR	960	0	NR
445	316	NR	575	836	NR	705	88	NR	835	2	NR	965	0	NR
450	469	NR	580	898	NR	710	74	NR	840	1	NR	970	0	NR
455	431	NR	585	947	NR	715	63	NR	845	1	NR	975	0	NR
460	264	NR	590	982	NR	720	54	NR	850	1	NR	980	0	NR
465	197	NR	595	997	NR	725	46	NR	855	1	NR	985	0	NR
470	155	NR	600	997	NR	730	39	NR	860	1	NR	990	0	NR
475	108	NR	605	978	NR	735	33	NR	865	1	NR	995	0	NR
480	90	NR	610	947	NR	740	28	NR	870	1	NR	1000	0	NR
485	92	NR	615	900	NR	745	24	NR	875	1	NR			

REPORT NUMBER: SP1-2407-157-3

Melanopic Flux vs. Wavelength



Melanopic Lumens: NR

M/P: 2.04

λ (nm)	Power W [^] /nm	Lumens (φ/nm)	λ (nm)	Power W [^] /nm	Lumens (φ/nm)	λ (nm)	Power W [^] /nm	Lumens (φ/nm)	λ (nm)	Power W [^] /nm	Lumens (φ/nm)	λ (nm)	Power W [^] /nm	Lumens (φ/nm)
360	0	NR	490	103	NR	620	846	NR	750	20	NR	880	0	NR
365	0	NR	495	130	NR	625	784	NR	755	17	NR	885	1	NR
370	0	NR	500	171	NR	630	720	NR	760	15	NR	890	0	NR
375	0	NR	505	221	NR	635	652	NR	765	13	NR	895	0	NR
380	0	NR	510	268	NR	640	587	NR	770	11	NR	900	0	NR
385	0	NR	515	313	NR	645	521	NR	775	9	NR	905	0	NR
390	0	NR	520	350	NR	650	461	NR	780	8	NR	910	0	NR
395	0	NR	525	381	NR	655	406	NR	785	7	NR	915	0	NR
400	0	NR	530	407	NR	660	353	NR	790	6	NR	920	0	NR
405	2	NR	535	435	NR	665	307	NR	795	5	NR	925	0	NR
410	4	NR	540	462	NR	670	264	NR	800	4	NR	930	0	NR
415	9	NR	545	496	NR	675	227	NR	805	4	NR	935	0	NR
420	20	NR	550	534	NR	680	196	NR	810	3	NR	940	0	NR
425	38	NR	555	582	NR	685	167	NR	815	3	NR	945	0	NR
430	69	NR	560	638	NR	690	144	NR	820	2	NR	950	0	NR
435	120	NR	565	700	NR	695	122	NR	825	2	NR	955	0	NR
440	193	NR	570	767	NR	700	103	NR	830	2	NR	960	0	NR
445	316	NR	575	836	NR	705	88	NR	835	2	NR	965	0	NR
450	469	NR	580	898	NR	710	74	NR	840	1	NR	970	0	NR
455	431	NR	585	947	NR	715	63	NR	845	1	NR	975	0	NR
460	264	NR	590	982	NR	720	54	NR	850	1	NR	980	0	NR
465	197	NR	595	997	NR	725	46	NR	855	1	NR	985	0	NR
470	155	NR	600	997	NR	730	39	NR	860	1	NR	990	0	NR
475	108	NR	605	978	NR	735	33	NR	865	1	NR	995	0	NR
480	90	NR	610	947	NR	740	28	NR	870	1	NR	1000	0	NR
485	92	NR	615	900	NR	745	24	NR	875	1	NR			

Summary

$R_f = 75.5$
 $R_g = 93.6$
 $CIE R_a = 71.7$
 $R_g = -35.3$



Color Vector Graphics



Individual Sample Fidelity Index ($R_{f,i}$)

CES01 = 86	CES26 = 68	CES51 = 87	CES76 = 63
CES02 = 63	CES27 = 90	CES52 = 85	CES77 = 79
CES03 = 31	CES28 = 87	CES53 = 78	CES78 = 66
CES04 = 71	CES29 = 71	CES54 = 86	CES79 = 87
CES05 = 50	CES30 = 85	CES55 = 84	CES80 = 85
CES06 = 52	CES31 = 74	CES56 = 75	CES81 = 67
CES07 = 42	CES32 = 66	CES57 = 75	CES82 = 93
CES08 = 41	CES33 = 80	CES58 = 76	CES83 = 91
CES09 = 29	CES34 = 79	CES59 = 85	CES84 = 89
CES10 = 77	CES35 = 89	CES60 = 90	CES85 = 72
CES11 = 60	CES36 = 93	CES61 = 81	CES86 = 59
CES12 = 66	CES37 = 88	CES62 = 91	CES87 = 77
CES13 = 43	CES38 = 93	CES63 = 77	CES88 = 79
CES14 = 74	CES39 = 97	CES64 = 67	CES89 = 65
CES15 = 72	CES40 = 93	CES65 = 66	CES90 = 80
CES16 = 48	CES41 = 93	CES66 = 63	CES91 = 80
CES17 = 51	CES42 = 89	CES67 = 61	CES92 = 55
CES18 = 57	CES43 = 78	CES68 = 68	CES93 = 72
CES19 = 73	CES44 = 99	CES69 = 78	CES94 = 48
CES20 = 67	CES45 = 85	CES70 = 63	CES95 = 66
CES21 = 88	CES46 = 81	CES71 = 61	CES96 = 76
CES22 = 80	CES47 = 86	CES72 = 86	CES97 = 81
CES23 = 92	CES48 = 74	CES73 = 56	CES98 = 76
CES24 = 91	CES49 = 79	CES74 = 93	CES99 = 64
CES25 = 73	CES50 = 86	CES75 = 66	



Color Rendition by Hue-Angle Bin



Measure Comparisons



(END OF REPORT)